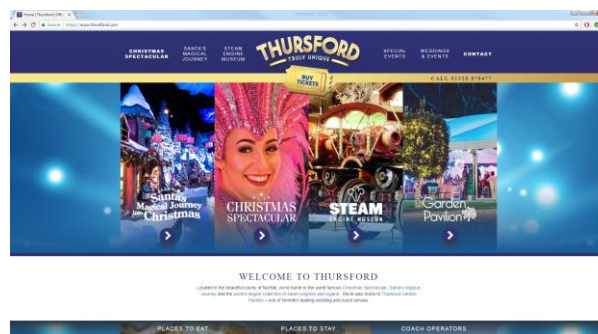


THURSFORD CHRISTMAS SPECTACULAR


How to book tickets online

Go to <https://www.thursford.com>.

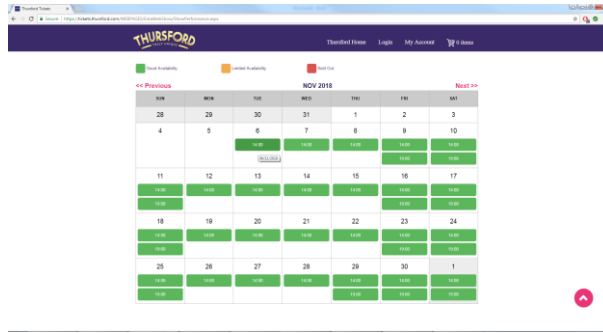
Click on the golden ticket to 'Buy Tickets'



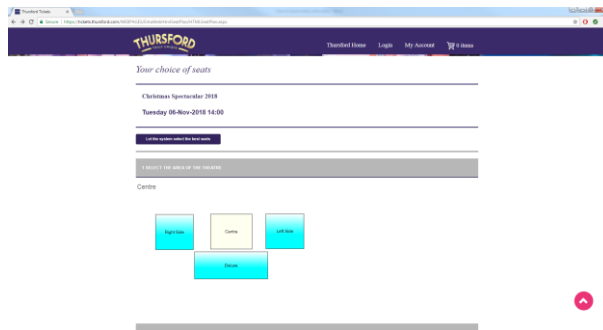
Select **2018 Christmas Spectacular – Book Online**



Select the performance you wish to book. Green indicates good availability; amber indicates limited availability; red shows a performance is sold out.

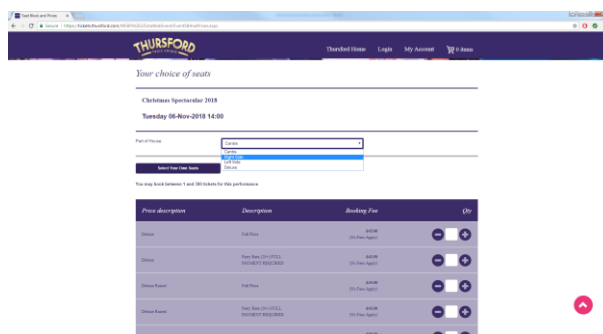


If you would like the booking system to select the best available seats, click the purple box under the performance date and time.

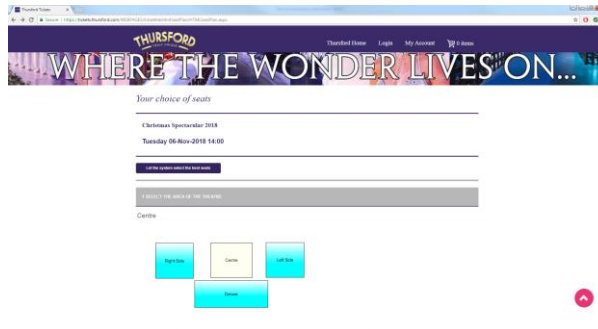


You can then choose the section of the auditorium you would like from the drop down box and enter the number of tickets you would like to purchase in your preferred price band. Then click on the pick **Checkout** button.

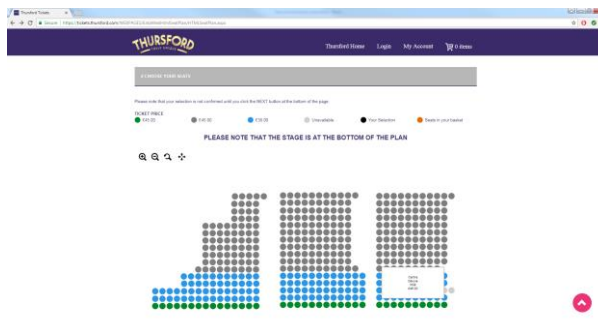
If you are booking 20+ tickets, please remember to choose the party rate.



If you would prefer to select your seats manually, use the plan to click on the area of the auditorium you would like to sit in.

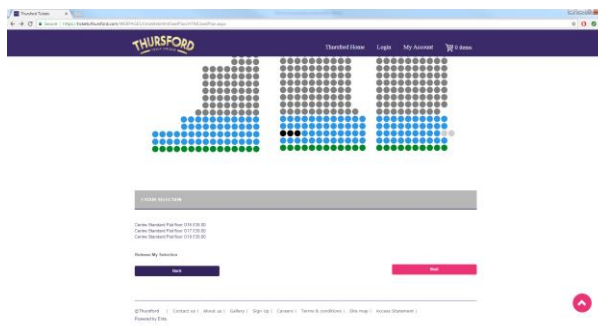


This will load the seating plan for the section you have chosen. If the page doesn't change automatically, scroll down until you reach the dot plan.

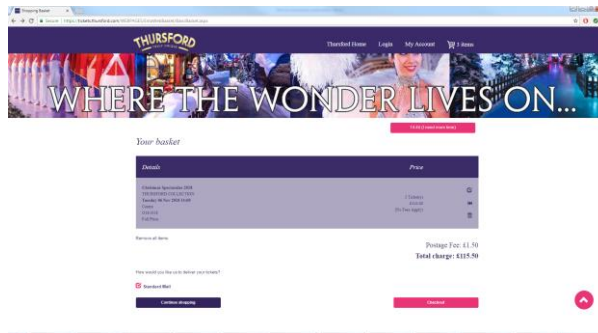


Hovering over each dot with your mouse will allow you to see the description, seat number and price of each seat.

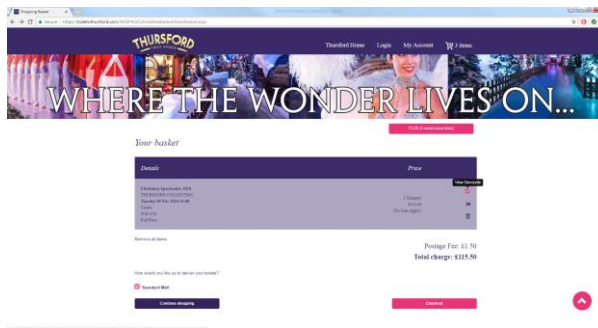
Click on the dots to select your seat. The seats you have selected will turn black and will be listed in Your Selection at the bottom of the page. When you are happy with your choice, click the pink **Next** button.



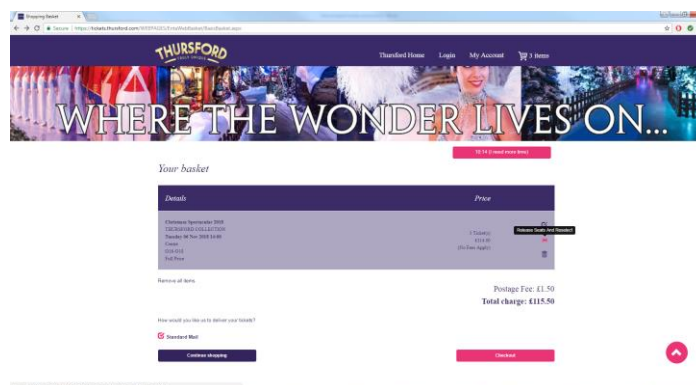
Your seats have now been added to your basket, where they will be held for you for 15 minutes.



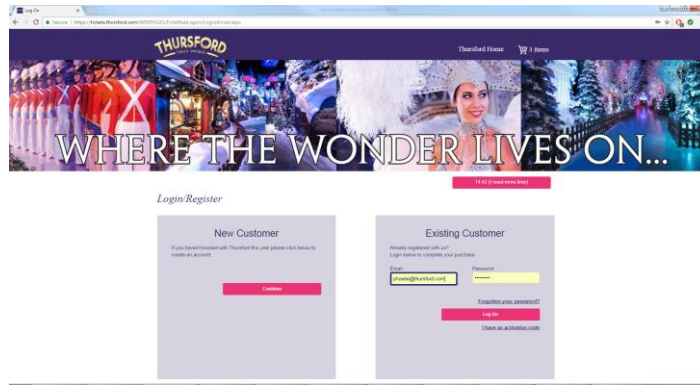
From this screen, you can switch to party rate if you are booking more than 20 seats by clicking the **edit** icon – at the top right of the light purple box.



You can also **release and reselect** your tickets by clicking the second backward arrow icon or add more seats to your selection by clicking the purple **Continue Shopping** button in the bottom left corner of your screen.

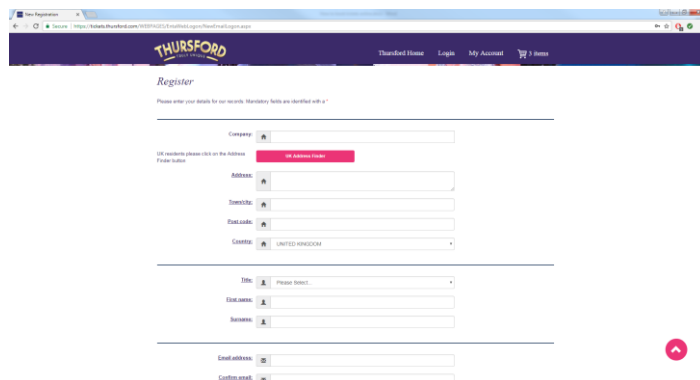


Once you have finalised your selection and are ready to pay, click the pink **Checkout** button.



If you have booked tickets with us in the past, enter your email address and password to bring up your account.

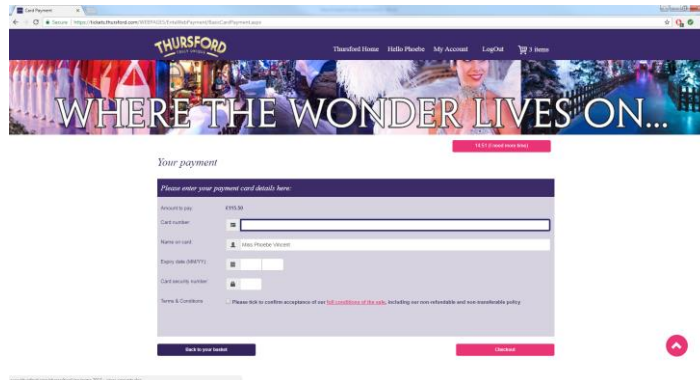
If you are booking tickets online for the first time, you will need to set up a new account so that we know where to send your tickets to. Click on the pink **Continue** button in the New Customer box to set up your account. It only takes a couple of minutes.



Enter your address details (including your company name if you are booking as a coach party). Take care when entering your email address as this will become your log on and we will also send your confirmation email to this address. Choose a password you will be able to remember – it must be at least six characters long and only contain letters and numbers.

Once you have entered your details, click the pink **Register** button.

mouse over the words **'full conditions of the sale'** and click when they turn pink. This will load our booking terms document.



Please note that, once paid for, our tickets are non-refundable and non-transferable.

Once you have read the terms and conditions, tick the check box and then click the pink **Checkout** button.

You have now purchased your tickets and will receive a confirmation email shortly.

Thank you for booking to see the Thursford Christmas Spectacular.

We look forward to seeing you!